

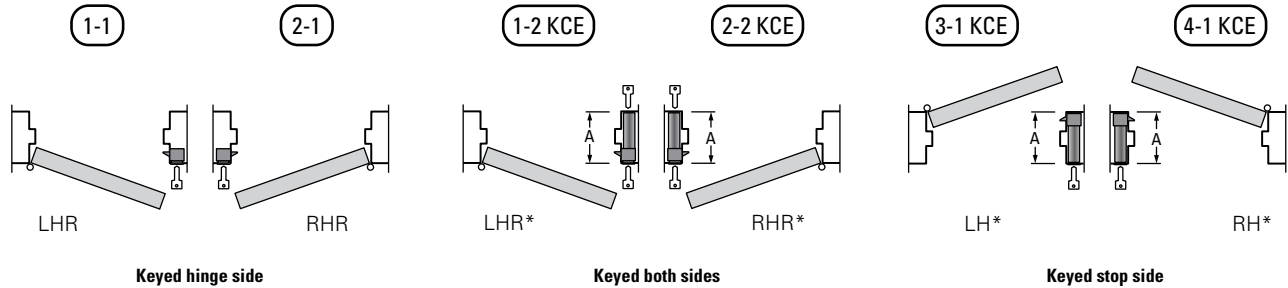
R.R. Brink Locking Systems, Inc.

Hand of Locks Reference Guide

When ordering RRBSL locks, please refer to this Reference Guide for proper designation of lock handing.

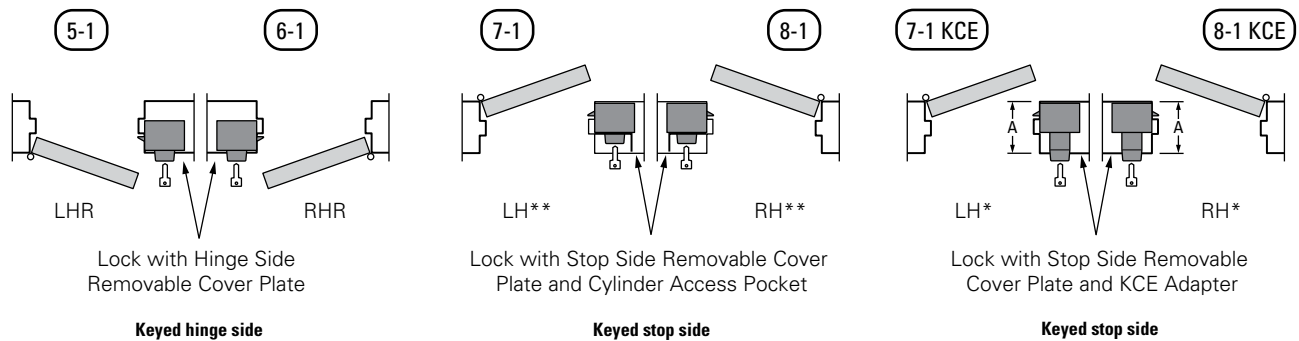
Jamb Mortise Mounted Electromechanical Locks (K1S or K2S)

RRBSL Lock Models 2020, 2050, 3020, 3520-300, 3520-600 Note: header mounted locks require opposite hand lock.



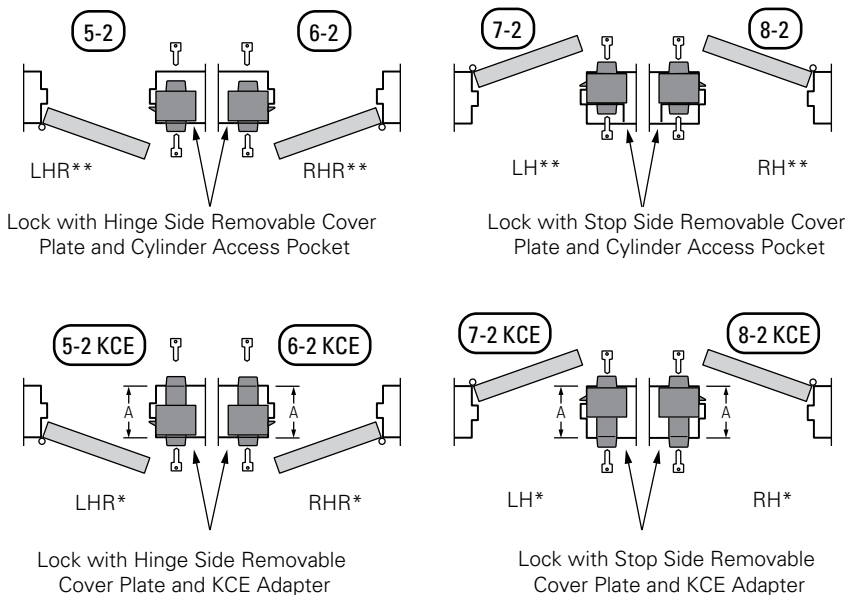
Jamb Mounted to Frame Plate Electromechanical Locks (K1S)

RRBSL Lock Models 5022, 7052



Jamb Mounted to Frame Plate Electromechanical Locks (K2S)

RRBSL Lock Models 5026, 7056



Notes:

* Requires key cylinder extension (KCE) adapter. When ordering, provide outside frame depth (dimension "A"). For explanation of KCE adapter, see specific product catalog page.

** The diagram depicts a stop side key cylinder access pocket that is custom fabricated in the door frame.

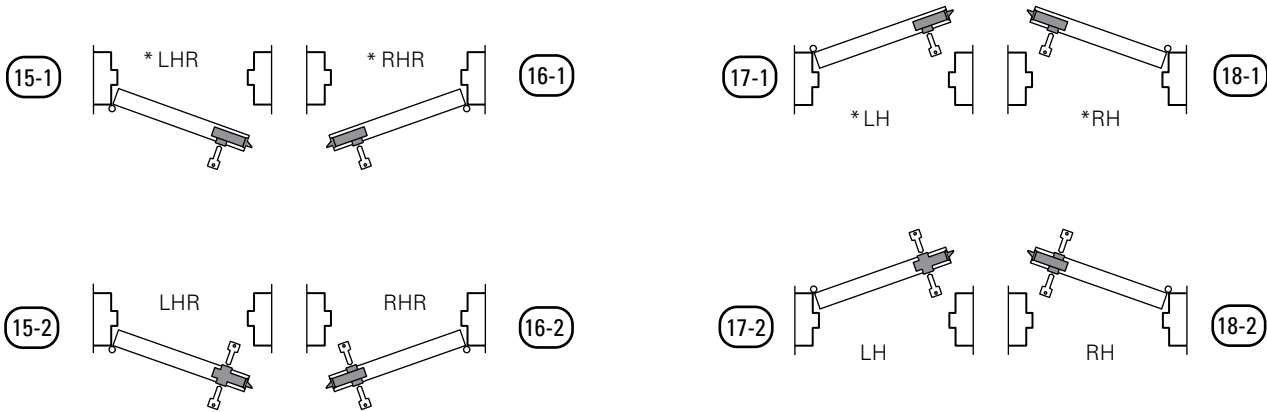
R.R. Brink Locking Systems, Inc.

Hand of Locks Reference Guide

When ordering RRBSL locks, please refer to this Reference Guide for proper designation of lock handing.

Door Mounted Mortise Locks (K1S or K2S)

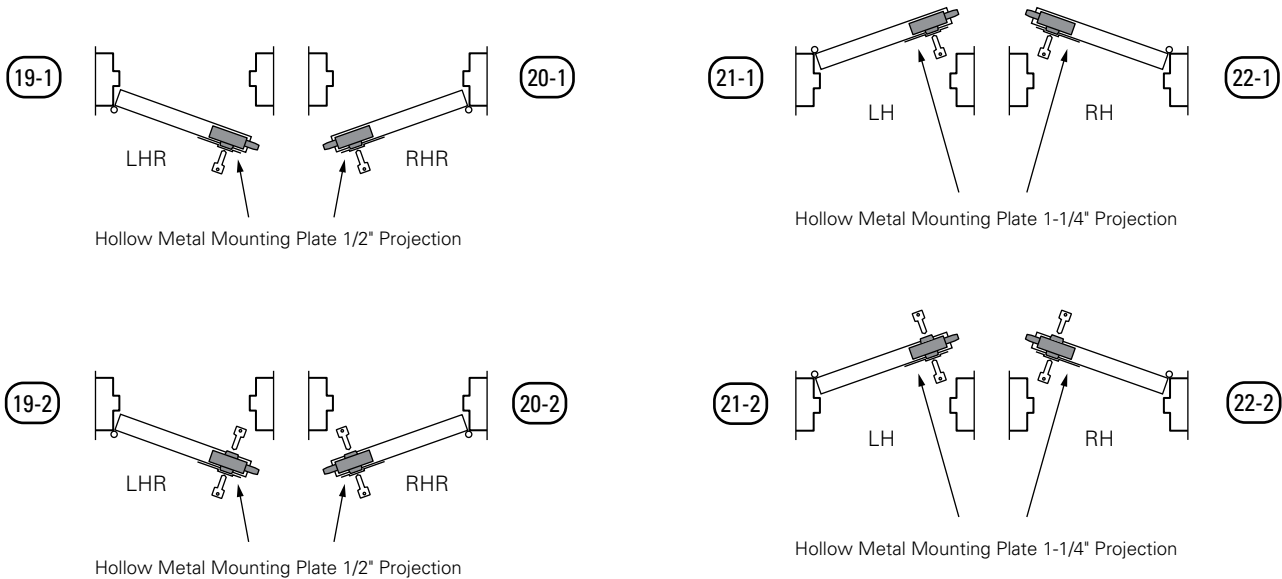
RRBLS Lock Models 1020, 1030, 1040, 1050, 1060, 1070



*Note: Shown keyed on the outside. Key side depends on lock function.

Lever Tumbler Locks with Mounting Plate Surface Attached to Hollow Metal Door (K1S or K2S)

RRBLS Lock Models 7010, 7060, 7060K, 7070, 7080



R.R. BRINK LOCKING SYSTEMS, INC.

500 Earl Road • Shorewood, IL 60404
 Tel: 815-744-7000 • Fax: 815-744-7020
 www.rrbrink.com

Sliding Door Locks

RRBLS Lock Models

5520
 8055
 7030
 7030D
 57000

