

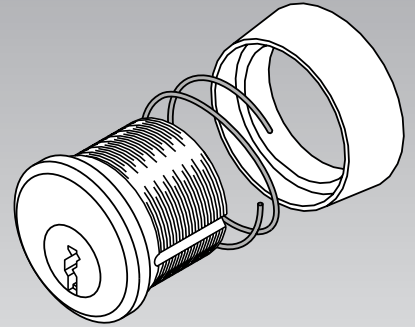
1070

Heavy Duty Mechanical Deadbolt Lock for Mortise Mount in Swinging Doors

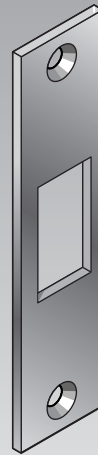
Full 1" Bolt Throw – Hollow Metal Door Mortise Mounted



Shown with builder's hardware mortise key cylinder.



RRBS proprietary "Mogul" (MOG) key cylinder can be specified.



Stainless steel strike plate.



R.R. BRINK LOCKING SYSTEMS, INC.
500 Earl Road • Shorewood, IL 60404
Tel: 815-744-7000 • Fax: 815-744-7020
www.rrbrink.com

Application

The Model 1070 is a heavy duty deadbolt lock with a full one-inch bolt throw. It is recommended for hollow metal doors where latching (slam locking) is not a requirement. For example, this rugged deadlock is indicated for use in doors of plumbing chases, janitor and mechanical closets, and holding cells in detention facilities.

The Model 1070 lock case, front, and working parts are of stainless steel to meet the most demanding of security requirements. It is mortise mounted in a hollow metal door and can be keyed on one or two sides with an RRBS

six pin- tumbler Mogul cylinder or a high security commercial mortise key cylinder.

The key is removable only with the bolt fully retracted or projected (deadlocked), thus alerting the key holder to an impediment to the deadlocking of the bolt and, possibly, an attempt to breach security.

The handing of the Model 1070 is field adjustable, i.e. it is reversible according to door swing. The armor front is adjustable to match the degree of door edge bevel. A separate door knob or pull is recommended, such as those manufactured by R.R. Brink.

1070

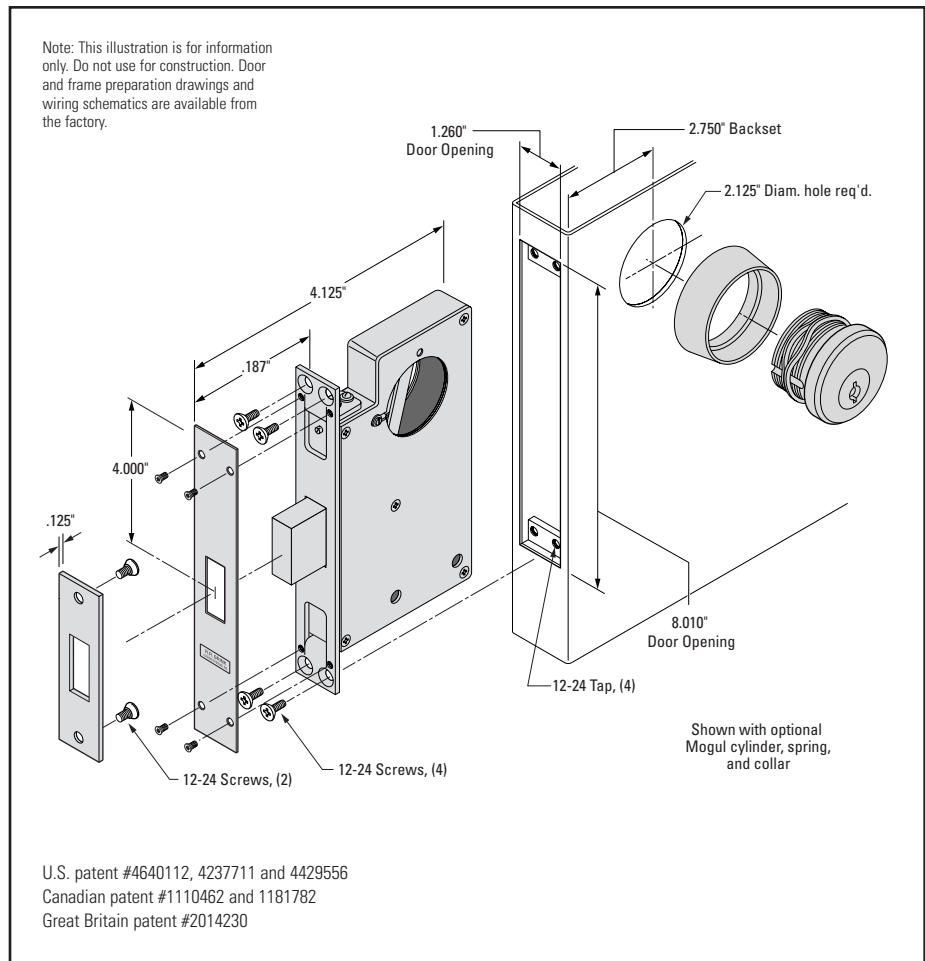
Heavy Duty Deadbolt Lock

Construction Specification

- Lock case, armor front, springs, and working parts are of stainless steel.
- Fits ANSI mortise cutout – 1-1/4" x 8".
- Cast stainless steel bolt with a full 1" throw and two (2) saw resistant inserts.
- Stainless steel strike plate.
- Working parts made of copper alloy or stainless steel.
- Fitted for mechanical operation via either RRBSL proprietary "Mogul" or user's commercial key cylinder. (Factory supplied commercial key cylinder optional.)
- Exposed fasteners – pinned "Torx" head.
- Exposed Faceplate Metal Finish
Satin Stainless Steel – (ANSI 630, US32D)

Optional Features

- **Factory Key Cylinder** – (specify FKC and all keying information) – high security commercial key cylinder with "Yale" type cam. (Factory supplied commercial key cylinder optional.)
- **Mogul Cylinder** – (specify MOG and all keying information) – RRBSL proprietary six pin-tumbler "Mogul" key cylinder.
- **Thumb Turn** – (specify TP) - in lieu of "Mogul" or commercial key cylinder.



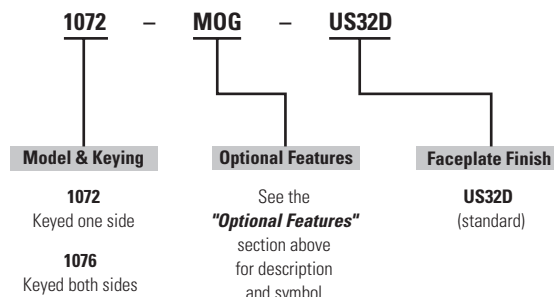
Ordering Information

Model	Description
1072	1070 keyed one side
1076	1070 keyed both sides

Custom Applications

Consult with our technical service personnel regarding custom applications such as retrofits to existing lock installations and special mounting conditions.

Ordering Example



R.R. BRINK LOCKING SYSTEMS, INC.

500 Earl Road • Shorewood, IL 60404
Tel: 815-744-7000 • Fax: 815-744-7020
www.rrbrink.com